

LBRIS

We know
books



English Code 5

Activity Book



Welcome!	p. 6
1 Time for school	p. 10
2 Landscapes of China	p. 22
Checkpoint 1	p. 34
Culture 1	p. 36
3 Hanging out	p. 38
4 Cinema magic	p. 50
Checkpoint 2	p. 62
Culture 2	p. 64
5 Once in a lifetime	p. 66
6 Codes and clues	p. 78
Checkpoint 3	p. 90
Culture 3	p. 92
7 What shall we eat?	p. 94
8 Our digital world	p. 106
Checkpoint 4	p. 118
Culture 4	p. 120
Extra writing pages	p. 122



OUR WORLD

INTRO:

Here we stand: children of every age,
This is our world and the world's our stage.
We can laugh, we can cry – we can float, we can fly,
We can dance, we can sing – we can do almost anything
in *OUR* world ... our *beautiful* world.

VERSE 1:

Some of us are small; some of us are tall,
Some of us are shy; some say hi to everybody,
Some of us like numbers; some of us love words,
Some of us watch football, and some of us watch the birds!

(CHORUS)

This is our world ... we're different but the same.
We live and learn together – we get to know each other ...
in *OUR* world ... our *beautiful* world.

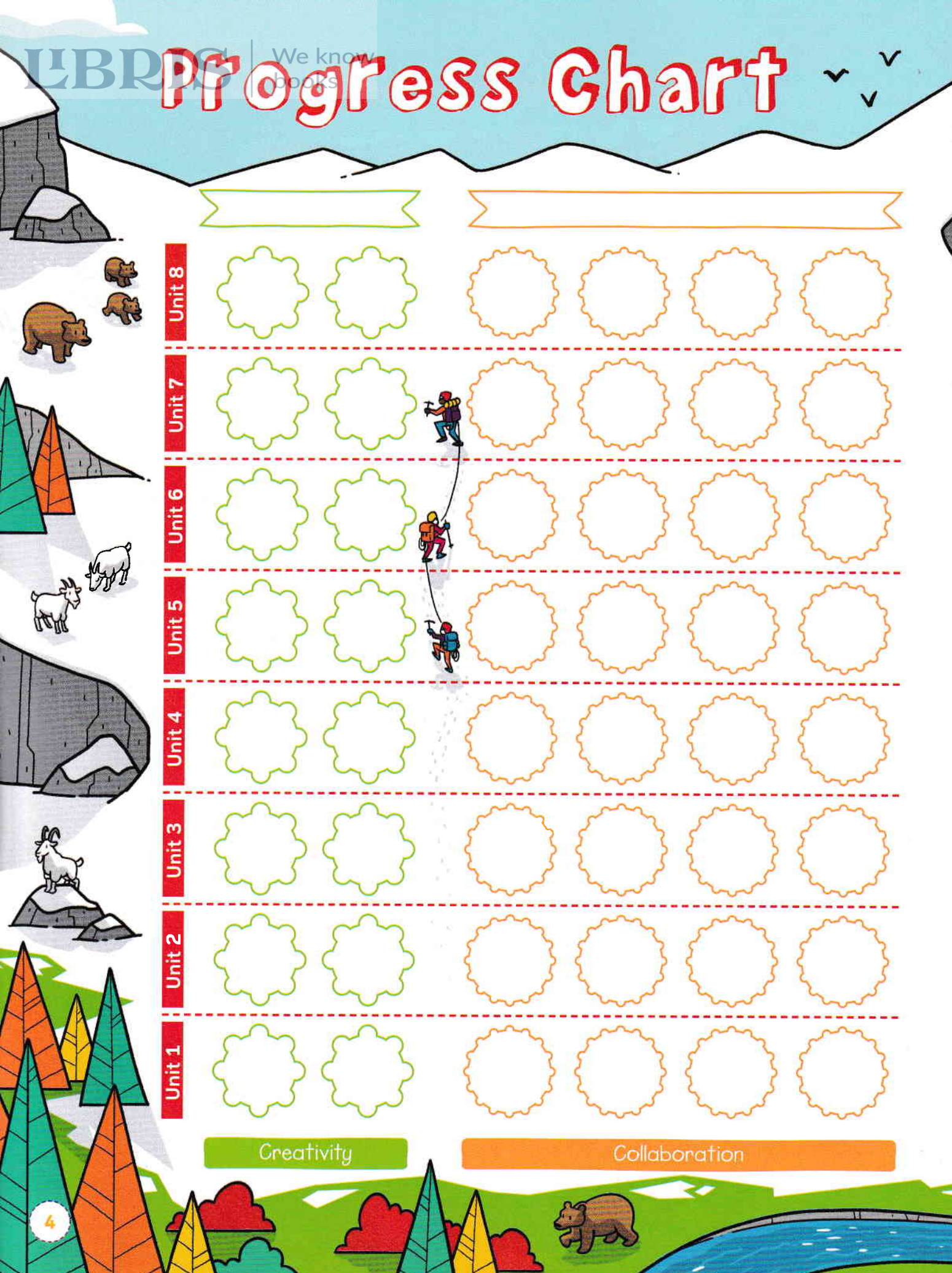
VERSE 2:

Some of us like music; some of us like cars,
Some of us draw pictures, looking at the stars,
Some of us are scientists, trying to find the code,
All of us can help a friend and give a hand to hold.

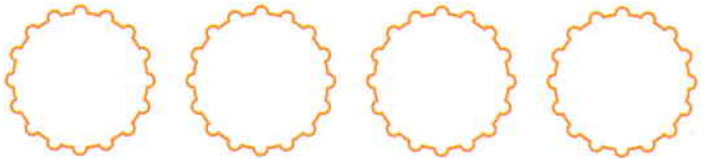
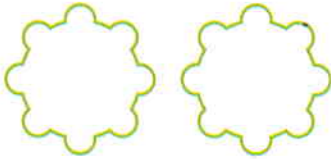
This is our world – there's room for everyone.
We learn to live together, and we have a lot of fun ...
In *our* world ... in *our* world ... in our beautiful world!



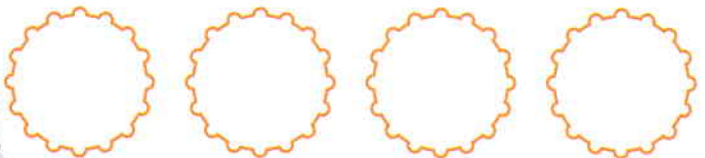
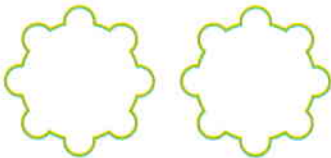
Progress Chart



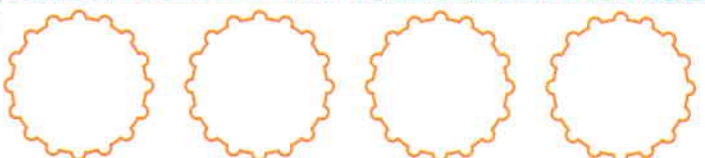

Unit 8



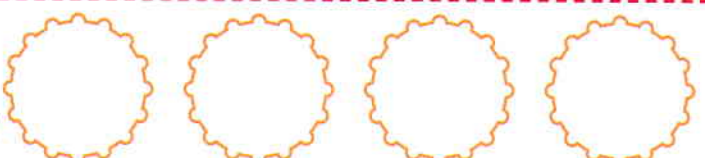

Unit 7



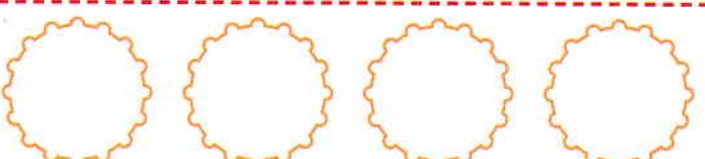
Unit 6



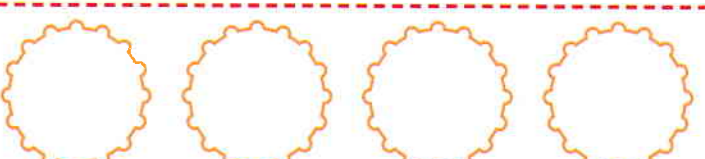
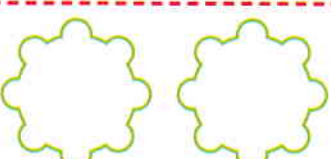
Unit 5



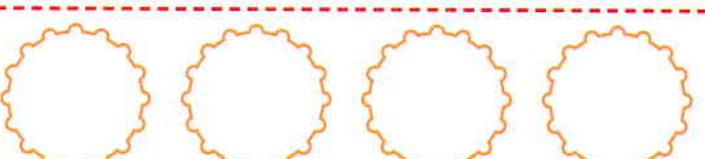
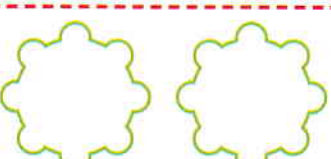
Unit 4



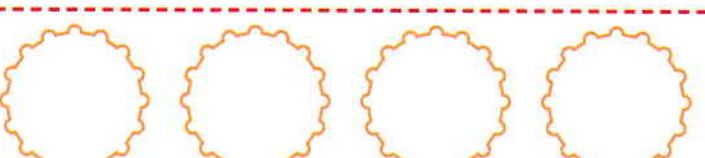
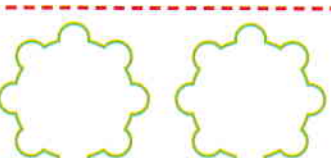
Unit 3



Unit 2



Unit 1



Creativity

Collaboration



Critical Thinking

Coding

Communication

How can I talk about my neighbourhood?

1  Look at Pupil's Book page 5. Create your own *Neighbour of the Month* fact file.

2  Read and complete. Then listen and check.

boxes hobbies lives name world

People in my neighbourhood have got interesting **1** _____. Our neighbour, Mrs Drake, collects plates. She brings them from all over the **2** _____. Have you got a neighbour with interesting hobbies?

Another neighbour, Mr Green, is very friendly and helps with things like carrying heavy **3** _____. Have you got friendly neighbours?

My best friend **4** _____ at number 24. Her **5** _____ is Abby. I go to her house at the weekends to play board games. Have you got a friend who lives near you?

3 Complete the sequences.

CODE CRACKER

a	2	_____	6	8	_____	_____	14
b	3	5	_____	_____	11	13	_____
c	72	82	92	_____	112	_____	_____
d	99	_____	95	_____	91	_____	_____

4 Play *Word Categories – Stop!*

A first name:

Fred

A surname:

Fernandez

A hobby:

fishing

Furniture in a house:

fridge

A place:

farm

Our neighbourhood

We know books

I will talk about people and places in my neighbourhood.

VOCABULARY

1  Read the definitions and write the words.

- 1 a fun name that people call you
- 2 the name your parents gave you
- 3 the name you share with other family members
- 4 the people who live near you

2 Read about where Jenny lives. Then complete the table.



I live in a block of flats with a great view. I can see mountains and trees from my window. But our flat is small and noisy. I haven't got my own room and can't get away from my sisters.

One good thing about our building is the neighbours are friendly. If we need something, we can ask for help.

There is a small supermarket and a bus stop on our street. Mum says it is convenient for going into town.

Our neighbourhood is nice, but there aren't many parks. It's a little bit boring for children.

Good things	Bad things
It's got a great view.	It's small and noisy.

3 Complete the table about where you live.

Things you like	Things you don't like
<hr/>	<hr/>
<hr/>	<hr/>
<hr/>	<hr/>
<hr/>	<hr/>
<hr/>	<hr/>

4 Complete the sentences.

blended family housewarming party
removals workers residence

- 1 The place where I live is my _____.
- 2 I've got a dad, a stepmum, a stepbrother and two half-sisters. We are a _____.
- 3 Would you like to come over to our house? There will be music and food. We are having a _____.
- 4 People who pack your things and take them to your new house are called _____.

I can talk about people and places in my neighbourhood.



Language lab 1

GRAMMAR: -WHERE, -ONE, -THING

I will learn to use general words, e.g., everywhere, everyone, everything.

1 Read and complete.

anywhere everyone everything everywhere somewhere

My Well-Travelled Neighbour

My neighbour Tony has been almost **1** _____ in the world! He loves talking about his travels and telling **2** _____ about his adventures. Before Tony goes **3** _____ new, he reads all about the place on the internet. He likes to know **4** _____ about the place before he goes. Where would you go if you could go **5** _____ ?



2 Now listen and check your answers.

3 Unscramble the words and complete the sentences.

oaynne onnthig wynreahe ythaning

- 1 Is there _____ good to eat in your fridge?
- 2 Is there _____ good to eat in your town?
- 3 Do you know _____ who rides a motorbike to school?
- 4 What day of the week do you like to relax and do _____ ?

4 In pairs, ask and answer the questions in 3.

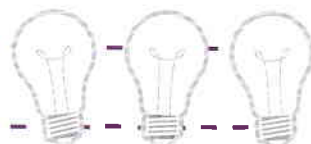
5 Read and solve the maths problem.

MATHS ZONE

There are 36 people on my street. One third are women, one third are men and one third are children. Of the children, half are girls. How many boys live on our street?

8

I can use general words, e.g., everywhere, everyone, everything.



I will read a story about getting to know neighbours.

Street party

1 Read, look at the pictures and match.

- Tom looked out of the window and saw Hoops and Rebecca waving at him. He did know someone at the street party!
- 'Wait!' said Hoops. 'My first name is Peter, but my nickname is Hoops. People usually call me Hoops because I love basketball.'
Tom gave the letter to Hoops.
- First, Tom tried flat 302. A girl opened the door.
Her name wasn't Peter Adams; it was Rebecca Williams.



2 Write the answers. Then ask and answer in pairs.

- Did you live in the same house last year or have you moved recently?

- Is there anyone new on your street or in your block of flats?

- Are you or is anyone else new at school this year?

- How can you be kind to a new person at school?

- Do you like meeting new people?

3 Listen and write.

- A: What's your name?
B: I'm **1** _____. How about you?
A: I'm **2** _____. What's your surname, Nick?
B: My surname is **3** _____. And yours?
A: My surname is **4** _____. Nice to meet you, **5** _____!
B: Nice to meet you, **6** _____!

4 Practise the conversation in 3 with a partner. Use your names.

5 What do you do when you meet someone new? Tick .

- In my country, we smile at each other.
- In my country, we bow.
- In my country, we shake hands.

I can read a story about getting to know neighbours.



LIBRIS We know books

1 Time for school

How do we design our ideal school?

1 Read and sort.

books flowers gardening learn lesson model open-air playground trees vegetables

Classroom	Greenhouse	Outside

2 Solve the maths problems to find the secret message. Use the code.

CODE CRACKER 

1	2	3	4	5	6	7	8	9	10	11	12	13	14	15	16
a	e	i	o	u	b	c	f	j	m	n	r	s	t	v	l

$12 \div 4$ 4×4 $10 - 6$ $9 + 6$ $10 \div 5$ $9 + 4$ $11 - 4$ $12 \div 4$ $14 \div 7$ $6 + 5$ $4 + 3$ $14 - 12$

3 Read and complete. Then listen and check your answers.

grow look after make read water

In gardening class, we 1 _____ books about how to 2 _____ flowers and plants and 3 _____ vegetables. Then we go outside and do some gardening! When it's hot, we 4 _____ the flowers and vegetables more frequently using a new watering system. I'm going to 5 _____ a model of the watering system and give a presentation about how it works.

4 What outdoor activities do you do at school? Ask and answer.

I plant things.

I do experiments.

I tidy up.

I will learn words to describe education and learning.

VOCABULARY

1 Circle the odd one out.

- lunch / experiment / equipment
- bag / pyjamas / lunch box
- make a model / do a test / make your bed
- outside / headteacher / classmate
- inside / football field / playground

2 Listen, read and circle T (True) or F (False).

- Harry's talking about his English class. T / F
- He's making a model volcano. T / F
- Sally likes Maths. T / F
- She's got a test on addition and subtraction. T / F
- In Helen's favourite class, they only do painting. T / F

3 Complete the sentences.

equipment model outside practise uniform

- If you want to be good at playing the piano, you need to _____ every day.
- I love going _____ at break.
- When you design things, it's a good idea to draw pictures or make a _____.
- Some children wear a _____ at school.
- You usually need special _____ when you do a Science experiment.

4 Listen and label the pictures.

certificate dictionary
exam goggles



5 **Ph** Say the tongue twisters as quickly as you can.

- I think I'll drink a pink drink on Thursday.
- Some silly swinging monkeys are singing songs.

I can

use words to describe education and learning.



GRAMMAR: EXPRESSING RULES WITH **MUST**

I will express rules using **must** and **mustn't**.

1 Read and circle the correct words.

- 1 You **must** / **mustn't** touch any of the objects in the museum.
- 2 You **must** / **mustn't** bring bags into the museum.
- 3 The museum closes at 6:00 p.m. You **must** / **mustn't** leave at 5:45 p.m.
- 4 No animals allowed. You **must** / **mustn't** come into the museum with pets.
- 5 No photos allowed. You **must** / **mustn't** take photos.



2  Complete the rules with **must** or **mustn't**. Then write G (Gym), L (Library) or S (Science lab).





- 1 You _____ wear sports clothes to play volleyball. _____
- 2 You _____ wash and put away equipment after you do an experiment. _____
- 3 You _____ eat or drink on the basketball court. _____
- 4 You _____ take your books back before the return date. _____
- 5 You _____ remove the magazines from the reading area. _____
- 6 You _____ listen to the safety instructions when you do an experiment. _____

3 Make a poster with class rules using **must/mustn't**.

CLASS RULES

We must tidy up after class.

We mustn't use mobile phones in class.

4 Listen and number. Write a rule for each photo.



stop / red light



clean up / after pets



drop / litter

- 1 _____
- 2 _____
- 3 _____

5 Read the article and write the rules below.

WORLD'S **BIGGEST** MAZE

Do you know where the world's largest maze is located? It's in China and it's called the *Dream Maze*. There are many different paths in the *Dream Maze*. The walls of the paths are tall hedges. There are resting places inside the maze. There's a lot of walking to do inside the maze and people can get tired. It's a good idea to wear the right clothes and strong shoes because the paths have got rocks and stones. There's no water inside the maze, so it's important to bring a bottle of water. Most importantly, don't lose your family and friends in the maze, especially your children.



The maze opens at 10 a.m. and closes at 5 p.m. Don't leave anyone inside the maze!

- 1 (wear walking shoes) _____
- 2 (bring water) _____
- 3 (watch your children) _____
- 4 (leave at 5 p.m.) _____
- 5 (forget anyone) _____

